

Annual Treasury Management Review 2023/24

Council	10 October 2024
By	Chris Blundell, Director of Corporate Services and Section 151 Officer
Cabinet Portfolio Member	Councillor Rob Yates, Cabinet Member for Corporate Services
Key Decision	No
Decision Classification	Unrestricted
Call in status	For information
Previously Considered by	Governance & Audit Committee - 24 July 2024 Cabinet - 22 August 2024
Ward	Thanet Wide

Purpose of the Report

This report summarises treasury management activity and prudential/ treasury indicators for 2023/24.

Recommendation(s)

That Council:

1. Notes the actual 2023/24 prudential and treasury indicators in this report;
2. Approves this Annual Treasury Management Report for 2023/24.

1. Summary of Reasons

- 1.1. The regulatory environment places responsibility on members for the review and scrutiny of treasury management policy and activities. This report is, therefore, important in that respect, as it provides details of the 2023/24 year-end position for treasury activities.

2. Background

- 2.1. The Chartered Institute of Public Finance and Accountancy (CIPFA) defines treasury management as:

“The management of the local authority’s borrowing, investments and cash flows, its banking, money market and capital market transactions;

the effective control of the risks associated with those activities; and

the pursuit of optimum performance consistent with those risks.”

2.2. The regulatory environment places responsibility on members for the review and scrutiny of treasury management policy and activities. This report is, therefore, important in that respect, as it provides details of the 2023/24 year-end position for treasury activities.

2.3. Key reporting items to consider include:

- 2023/24 capital expenditure on long term assets was £23.9m (2022/23: £16.2m), against a budget of £60.7m.
- The Council's gross debt, also called the borrowing position, at 31 March 2024 was £19.6m (31 March 2023: £19.9m).
- The Council's underlying need to borrow to finance its capital expenditure, also called the Capital Financing Requirement (CFR), was £56.8m at 31 March 2024 (31 March 2023: £52.2m).
- Therefore it can be reported the Council has complied with the requirement to hold less gross debt than its CFR.
- The maximum debt held by the Council during 2023/24 was £19.9m, which was well within the statutory authorised limit of £116.0m.
- At 31 March 2024 the Council's investment balance was £41.7m (31 March 2023: £60.6m). A key reason for this £18.9m decrease is an increase in HRA capital spend (£16m in 23/24 compared to £4m in 22/23).

2.4. The Council's 2022/23 and 2023/24 statutory accounts have not yet been audited, by our external auditors Grant Thornton, and hence the figures in this report are subject to change until the completion of these audits. The committee will be updated, at future meetings, of any material changes that arise as to the draft position as result of the external audit.

3. Introduction

3.1. The Chartered Institute of Public Finance and Accountancy (CIPFA) defines treasury management as:

“The management of the local authority’s borrowing, investments and cash flows, its banking, money market and capital market transactions;

the effective control of the risks associated with those activities; and

the pursuit of optimum performance consistent with those risks.”

3.2. The Council is required to operate a balanced budget, which broadly means that cash raised during the year will meet cash expenditure. Part of the treasury management operation is to ensure that this cash flow is adequately planned, with cash being available when it is needed. Surplus monies are invested with counterparties or

instruments commensurate with the Council's risk appetite, providing adequate liquidity initially before considering investment return.

- 3.3. The second main function of the treasury management service is the funding of the Council's capital plans. These capital plans provide a guide to the borrowing need of the Council, essentially the longer-term cash flow planning, to ensure that the Council can meet its capital spending obligations. This management of longer-term cash may involve arranging long or short-term loans, or using longer-term cash flow surpluses. On occasion, when it is prudent and economic, any existing debt may also be restructured to meet Council risk or cost objectives.

4. Reporting Requirements

- 4.1. This Council is required by regulations issued under the Local Government Act 2003 to produce an annual treasury management review of activities and the actual prudential and treasury indicators for 2023/24. This report meets the requirements of both the Chartered Institute of Public Finance & Accountancy (CIPFA) Code of Practice on Treasury Management (the Code) and the CIPFA Prudential Code for Capital Finance in Local Authorities (the Prudential Code).

- 4.2. During 2023/24 the minimum reporting requirements were that the full Council should receive the following reports:

- an annual treasury strategy in advance of the year (Council 09/02/2023):
<https://democracy.thanet.gov.uk/documents/s80092/Treasury%20Mgmt%20Strategy%202023-24%20Council.pdf>
- a mid-year treasury update report (Council 07/12/2023):
https://democracy.thanet.gov.uk/documents/s83499/Council%207%20Dec%2023%20-%20Mid%20Year%20Treasury%20Report%202023_24.pdf
- an annual review following the end of the year describing the activity compared to the strategy (this report).

- 4.3. The regulatory environment places responsibility on members for the review and scrutiny of treasury management policy and activities. This report is, therefore, important in that respect, as it provides details of the 2023/24 year-end position for treasury activities and highlights compliance with the Council's policies previously approved by members.

- 4.4. This Council confirms that it has complied with the requirement under the Code to give prior scrutiny to all of the above treasury management reports by the Governance and Audit Committee before they were reported to the full Council. Member training on treasury management issues was last undertaken on 27 September 2023 in order to support members' scrutiny role, and further training will be arranged as required. The Council's external treasury management advisor is Link Group, Treasury Solutions (Link).

- 4.5. The Council's 2022/23 and 2023/24 statutory accounts have not yet been audited, by our external auditors Grant Thornton, and hence the figures in this report are subject

to change until the completion of these audits. The committee will be updated, at future meetings, of any material changes that arise as to the draft position as result of the external audit.

5. The Council’s Capital Expenditure and Financing

5.1. The Council undertakes capital expenditure on long-term assets. These activities may either be:

- Financed immediately through the application of capital or revenue resources (capital receipts, capital grants, the use of revenue reserves or revenue budget contributions etc.), which has no resultant impact on the Council’s borrowing need; or
- If insufficient immediate financing is available, or a decision is taken not to apply resources, the capital expenditure will give rise to a borrowing need.

5.2. The actual capital expenditure forms one of the required prudential indicators. The table below shows the actual capital expenditure for the General Fund (GF) and the Housing Revenue Account (HRA) and how this was financed.

	2022/23 Provisional Actual £'000	2023/24 Budget £'000	2023/24 Provisional Actual £'000
Capital expenditure - GF	12,054	26,640	7,455
Capital expenditure - HRA	4,123	34,095	16,427
Capital expenditure - Total	16,177	60,735	23,882
Financed by:			
Capital receipts	1,207	6,170	475
Capital grants	7,104	15,919	9,753
Revenue and reserves	5,915	10,539	7,121
Borrowing	1,951	28,107	6,533
Total	16,177	60,735	23,882

5.3. Full details of capital expenditure and explanations of variances from budget were reported within the provisional [year-end budget monitoring 2023/24 report](#) to Cabinet at their 25 June 2024 meeting.

5.4. The Council is committed to tackling the significant level of slippage in the capital programme as per the following extract from section 5 of the Council’s Capital Strategy document:

“Slippage will not be an acceptable norm. Capital schemes will be at risk of having their Council funding re-directed should there be delays that cannot be substantiated (schemes that are externally funded may require more flexibility however).”

6. The Council's Overall Borrowing Need

6.1. The Council's underlying need to borrow to fund its capital expenditure is termed the Capital Financing Requirement (CFR). The CFR can be thought of as the outstanding debt that still needs to be repaid in relation to the capital assets (buildings, vehicles etc) that the Council has purchased or invested in. It can also be helpful to compare it to the outstanding balance that is still payable on a loan or a mortgage, in this case we are considering how much of the Council's debt still needs to be paid for.

6.2. Part of the Council's treasury activities is to address the funding requirements for this borrowing need. Depending on the capital expenditure programme, our cash position is organised to ensure that sufficient cash is available to meet the capital plans and cash flow requirements. This may be sourced through borrowing from external bodies (such as the Government, through the Public Works Loan Board [PWLB], or the money markets) or utilising temporary cash resources within the Council.

6.3. Repaying the CFR

6.3.1. Statutory controls are in place to ensure that the borrowing undertaken to finance the acquisition or enhancement of our capital assets are paid from our revenue resources over the life of the assets. Accordingly, the Council is required to make accounting entries that result in an annual revenue charge, called the Minimum Revenue Provision (MRP), to reduce the CFR. This is effectively a repayment of the borrowing need.

6.3.2. The total CFR can also be reduced by:

- the application of additional capital financing resources (such as unapplied capital receipts); or
- charging more than the statutory revenue charge (MRP) each year through a Voluntary Revenue Provision (VRP).

6.3.3. It should be noted that the MRP and CFR are purely accounting entries and these accounting entries differ from of the actual cash repayment of external debt, where and when the loans are repaid or refinanced. In other words, we are statutorily bound, via MRP, to put accounting entries in our annual accounts that put money aside from revenue for the repayment of debt, but this differs from the actual cash repayment of debt.

6.3.4. The Council's 2023/24 MRP Policy (as required by DLUHC Guidance) was approved as part of the Treasury Management Strategy Report for 2023/24 on 9 February 2023.

6.3.5. It should be noted that the legislative framework requiring us to make an annual MRP and reduce our CFR only applies to the General Fund; there are no such stipulations for the Housing Revenue account, where the council may or may not choose to make a Voluntary Revenue Provision (for the repayment of housing stock debt).

6.4. Capital Finance Requirement for 2023/24

6.4.1. The Council's CFR for the year is shown below, and represents a key prudential indicator.

CFR - GF	31 March 2023 Provisional Actual £'000	31 March 2024 Budget £'000	31 March 2024 Provisional Actual £'000
Opening balance	23,165	23,922	23,922
Add unfinanced capital expenditure (as above)	1,867	6,327	1,102
Less MRP/VRP and other financing movements*	(1,110)	(1,563)	(1,712)
Closing balance	23,922	28,686	23,312

CFR - HRA	31 March 2023 Provisional Actual £'000	31 March 2024 Budget £'000	31 March 2024 Provisional Actual £'000
Opening balance	28,514	28,312	28,312
Add unfinanced capital expenditure (as above)	84	21,780	5,431
Less MRP/VRP and other financing movements*	(286)	(460)	(282)
Closing balance	28,312	49,632	33,461

* Includes voluntary application of capital receipts

6.4.2. The amount of actual borrowing that we can undertake is constrained by prudential indicators for gross borrowing and the CFR, and by the authorised limit.

6.5. **Gross borrowing and the CFR**

6.5.1. In order to ensure that borrowing levels are prudent over the medium term and only for a capital purpose, the Council should ensure that its gross external borrowing (borrowing undertaken with financial institutions or external organisations) does not, except in the short term, exceed the total of the CFR in the preceding year (2023/24) plus the estimates of any additional capital financing requirement for the current (2024/25) and next two financial years.

6.5.2. This essentially means that the Council is only borrowing to fund capital expenditure and is not borrowing to support revenue expenditure. Under statutory requirements Councils are not allowed to borrow to fund their revenue budget activities.

6.5.3. By assessing this indicator over four years it allows the Council some flexibility to borrow in advance of its immediate capital needs in 2023/24. The table below highlights the Council's gross borrowing position against the CFR and shows that the Council has complied with this prudential indicator, as the Council's gross debt of **£19.6m** is less than the **£56.8m** CFR at 31 March 2024.

	31 March 2023 Provisional Actual £'000	31 March 2024 Budget £'000	31 March 2024 Provisional Actual £'000
CFR GF	23,922	28,686	23,312
CFR HRA	28,312	49,632	33,461
Total CFR	52,234	78,318	56,773
Gross borrowing position	(19,882)	(77,317)	(19,624)
Underfunding of CFR	32,352	1,001	37,149

6.6. The authorised limit

6.6.1. The authorised limit is the “affordable borrowing limit” required by s3 of the Local Government Act 2003. Once this has been set, the Council does not have the power to borrow above this level.

6.7. The operational boundary

6.7.1. The operational boundary is the expected borrowing position of the Council during the year. Periods where the actual position is either below or over the boundary are acceptable subject to the authorised limit not being breached.

6.8. Actual financing costs as a proportion of net revenue stream

6.8.1. This indicator identifies the trend in the cost of capital, (borrowing and other long term obligation costs net of investment income), against the net revenue stream.

6.9. Gross Debt

6.9.1. The table below shows that during 2023/24 the Council's maximum gross debt position was **£19.9m** and therefore it has maintained gross borrowing within its authorised limit and operational boundary.

	2023/24 £000
Authorised limit	116,000
Maximum gross borrowing position during the year	19,882
Operational boundary	106,000
Average gross borrowing position	19,709

	Provisional 2023/24* %
Financing costs as a proportion of net revenue stream - GF	(1.1)

Financing costs as a proportion of net revenue stream -HRA	(2.0)
--	-------

*The negative percentages reflect the higher interest earned on treasury balances than in previous years.

7. Treasury Position as at 31 March 2024

7.1. The Council's treasury management debt and investment position is organised by the treasury management service in order to ensure adequate liquidity for revenue and capital activities, security for investments and to manage risks within all treasury management activities. Procedures and controls to achieve these objectives are well established both through member reporting detailed above, and through officer activity detailed in the Council's Treasury Management Practices. At the end of 2023/24 the Council's treasury position was as follows:

	31 March 2023 Principal £'000	Rate/ Return %	Average Life Years	31 March 2024 Principal £'000	Rate/ Return %	Average Life Years
Gross Debt Position						
GF debt	7,295	3.50%	15.5	7,038	3.56%	15.1
HRA debt	12,587	4.36%	8.1	12,586	4.36%	7.4
Total debt (all fixed rate)	19,882	4.04%	10.8	19,624	4.07%	10.2
CFR compared to Gross Debt						
GF CFR	23,922			23,312		
HRA CFR	28,312			33,461		
Total CFR	52,234			56,773		
Under- borrowing	32,352			37,149		
Net Debt / Investment						
Total debt	19,882	4.04%	10.8	19,624	4.07%	10.2
Total investments	(60,599)	2.28%		(41,677)	4.97%	
Net debt / (investment)	(40,717)			(22,053)		

7.2. This table shows that, as previously stated, gross debt was £19.624m and the CFR was £56.773m at the end of 2023/24. This means the Council is in an under borrowed position of £37.149m, as external gross debt is less than the CFR.

- 7.3. This table also shows that the Council's investments totalled £41.677m at the 2023/24 year end and therefore was in a net investment position, as investments held exceeded gross debt by £22.053m.
- 7.4. As at 31 March 2024, all of the debt is from the Public Works Loan Board (PWLB), which is a facility operated by the UK Debt Management Office on behalf of HM Treasury and provides loans to local authorities, apart from a market loan of £4.5m principal at 4.19% with an average life of 0.5 years.
- 7.5. The maturity structure of the debt portfolio, or the timeline of when the Council's debt is repayable, was as follows:

	31 March 2023 actual £000	2023/24 upper limits £000	31 March 2024 actual £000
Under 1 year	4,759	9,812	6,987
1 year to under 2 years	2,487	9,812	87
2 years to under 5 years	262	9,812	262
5 years to under 10 years	2,356	9,812	2,356
10 years to under 20 years	7,098	9,812	7,012
20 years to under 30 years	1,920	9,812	1,920
30 years to under 40 years	0	9,812	0
40 years to under 50 years	1,000	9,812	1,000
50 years and above	0	9,812	0
Total debt	19,882		19,624

- 7.6. The following table shows the value of the type of investments the Council was holding at year-end. All investments at the 2022/23 and 2023/24 year-end were for under one year.

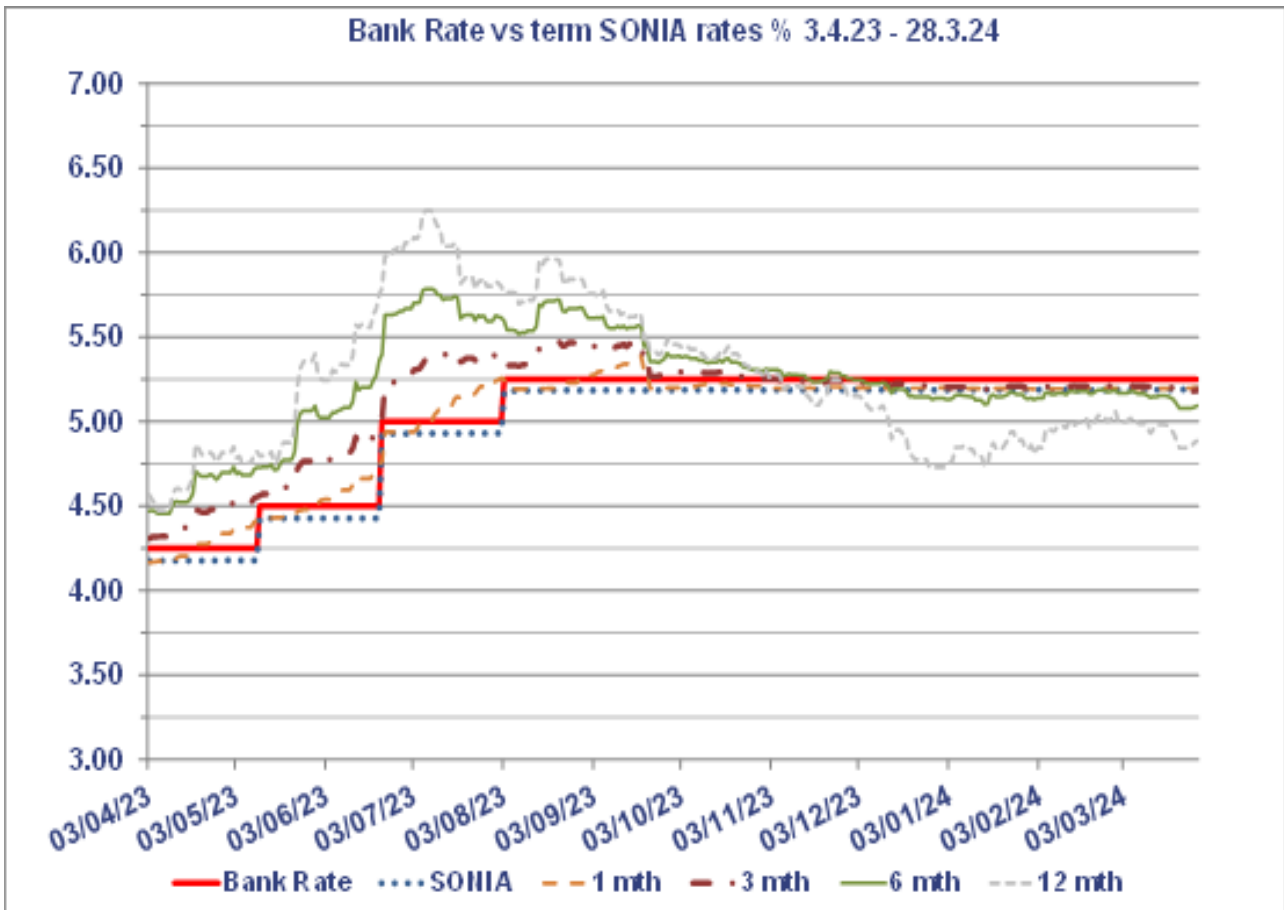
	31 March 2023 actual £000	31 March 2023 actual %	31 March 2024 actual £000	31 March 2024 actual %
Banks - Instant Access	30	0.05	32	0.07
Banks - Notice Accounts	4,055	6.69	4,054	9.73
Banks - Fixed Term Deposits (sustainable)*	2,000	3.30	2,000	4.80
Money Market Funds	53,512	88.31	34,591	83.00
Bond Funds	1,002	1.65	1,000	2.40
Total Treasury Investments	60,599	100.00	41,677	100.00

*Investments are referenced against the United Nations Sustainable Development Goals including, but not limited to, climate change, health, financial inclusion and education. There is third party verification, with the framework independently reviewed on an annual basis.

8. The Strategy for 2023/24

8.1. Investment strategy and control of interest rate risk

8.1.1. The following chart tracks the Bank of England base rate of interest and the Sterling Overnight Index Average (SONIA) during 2023/24.



8.1.2. Investment returns picked up throughout the course of 2023/24 as central banks, including the Bank of England, continued to respond to inflationary pressures that were not transitory, and realised that tighter monetary policy was called for.

8.1.3. Starting April at 4.25%, Bank Rate moved up in stepped increases of either 0.25% or 0.5%, reaching 5.25% by August. By the end of the financial year, no further increases were anticipated. Indeed, as at 31 March 2024, the market was pricing in a first cut in Bank Rate in either June or August 2024.

8.1.4. The upward sloping yield curve that prevailed throughout 2023/24 meant that local authorities continued to be faced with the challenge of proactive investment of surplus cash, and this emphasised the need for a detailed working knowledge of cashflow projections so that the appropriate balance between maintaining cash for liquidity purposes, and “laddering” deposits on a rolling basis to lock in the increase in

investment rates as duration was extended, became an on-going feature of the investment landscape.

- 8.1.5. While the Council has taken a prudent approach to investing surplus monies, it is also fully appreciative of changes to regulatory requirements for financial institutions in terms of additional capital and liquidity that came about in the aftermath of the Global Financial Crisis of 2008/09. These requirements have provided a far stronger basis for financial institutions, with annual stress tests by regulators evidencing how institutions are now far more able to cope with extreme stressed market and economic conditions.

8.2. Borrowing strategy and control of interest rate risk

- 8.2.1. During 2023/24, the Council maintained an under-borrowed position. This meant that the capital borrowing need (the Capital Financing Requirement) was not fully funded with loan debt, as cash supporting the Council's reserves, balances and cash flow was used as an interim measure. This strategy was prudent as although near-term investment rates were equal to, and sometimes higher than, long-term borrowing costs, the latter are expected to fall back through 2024 and 2025 as inflation concerns are dampened. The Council has sought to minimise the taking on of long-term borrowing at elevated levels (>4%) and has focused on a policy of internal borrowing.

- 8.2.2. Against this background and the risks within the economic forecast, caution was adopted with the treasury operations. The Section 151 Officer therefore monitored interest rates in financial markets and adopted a pragmatic strategy based upon the following principles to manage interest rate risks:

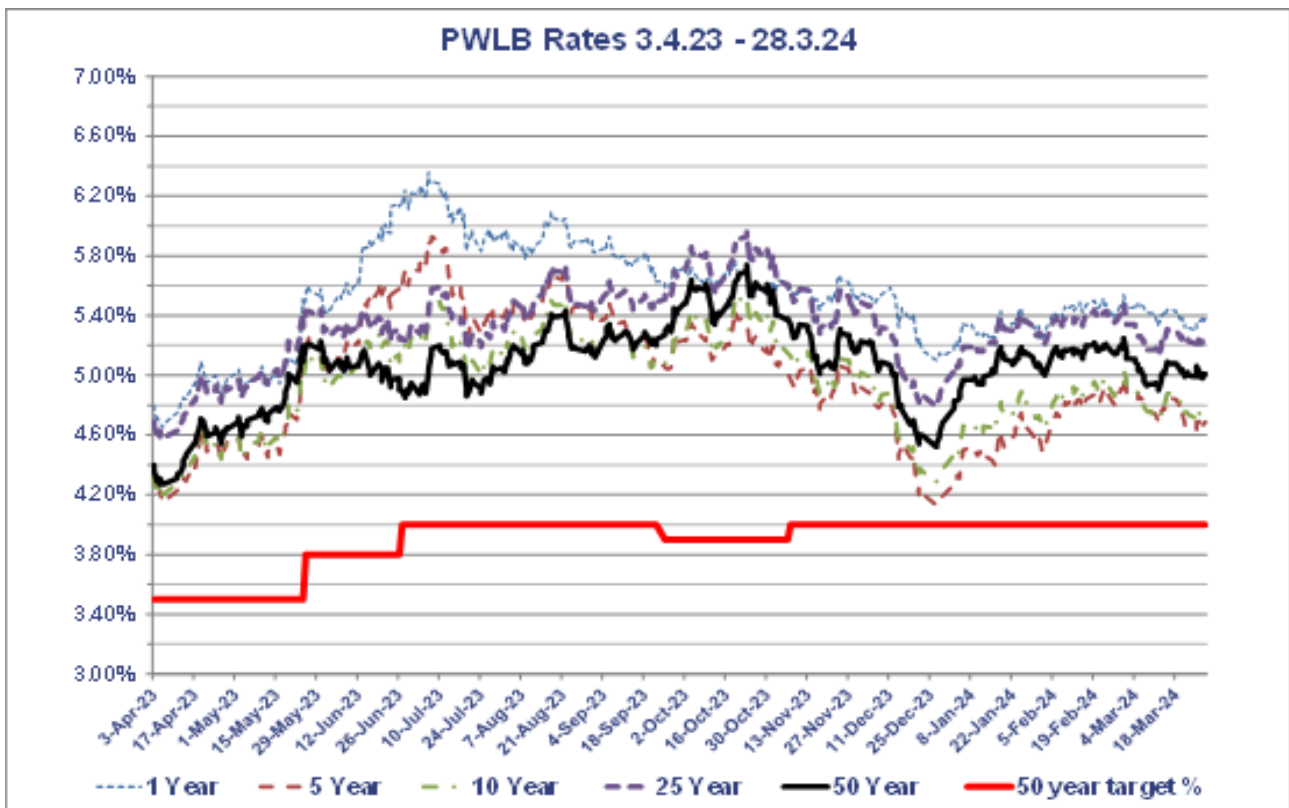
- if it had been felt that there was a significant risk of a sharp FALL in long and short term rates, (e.g. due to a marked increase of risks around a relapse into recession or of risks of deflation), then long term borrowings would have been postponed, and potential rescheduling from fixed rate funding into short term borrowing would have been considered.
- if it had been felt that there was a significant risk of a much sharper RISE in long and short-term rates than initially expected, perhaps arising from the stickiness of inflation in the major developed economies, then the portfolio position would have been re-appraised. Most likely, fixed rate funding would have been drawn whilst interest rates were lower than they were projected to be in the next few years.

- 8.2.3. Interest rate forecasts initially suggested further gradual rises in short, medium and longer-term fixed borrowing rates during 2023/24. Bank Rate had initially been forecast to peak at 4.5% but, as at 31 March 2024, it is expected to have peaked at 5.25%.

- 8.2.4. By January it had become clear that inflation was moving down significantly from its 40-year double-digit highs, and the Bank of England signalled in March 2024 that the next move in Bank Rate would be down, so long as upcoming inflation and employment data underpinned that view. As at 31 March 2024 the CPI measure of inflation stood at 3.2% but was expected to fall materially below 2% over the summer months and to stay there in 2025 and 2026. Nonetheless, there remains significant risks to that central forecast, mainly in the form of a very tight labour market putting

upward pressure on wages, and continuing geo-political inflationary risks emanating from the prevailing Middle East crisis and the Russian invasion of Ukraine.

Link Group Interest Rate View		08.01.24												
	Mar-24	Jun-24	Sep-24	Dec-24	Mar-25	Jun-25	Sep-25	Dec-25	Mar-26	Jun-26	Sep-26	Dec-26	Mar-27	
BANK RATE	5.25	5.25	4.75	4.25	3.75	3.25	3.00	3.00	3.00	3.00	3.00	3.00	3.00	
3 month ave earnings	5.30	5.30	4.80	4.30	3.80	3.30	3.00	3.00	3.00	3.00	3.00	3.00	3.00	
6 month ave earnings	5.20	5.10	4.60	4.10	3.70	3.30	3.10	3.10	3.10	3.10	3.10	3.10	3.10	
12 month ave earnings	5.00	4.90	4.40	3.90	3.60	3.20	3.10	3.10	3.10	3.10	3.10	3.20	3.20	
5 yr PVLB	4.50	4.40	4.30	4.20	4.10	4.00	3.80	3.70	3.60	3.60	3.50	3.50	3.50	
10 yr PVLB	4.70	4.50	4.40	4.30	4.20	4.10	4.00	3.90	3.80	3.70	3.70	3.70	3.70	
25 yr PVLB	5.20	5.10	4.90	4.80	4.60	4.40	4.30	4.20	4.20	4.10	4.10	4.10	4.10	
50 yr PVLB	5.00	4.90	4.70	4.60	4.40	4.20	4.10	4.00	4.00	3.90	3.90	3.90	3.90	



8.2.5. PWLB rates are based on gilt (UK Government bonds) yields through H.M.Treasury determining a specified margin to add to gilt yields. The main influences on gilt yields are Bank Rate, inflation expectations and movements in US treasury yields. Inflation targeting by the major central banks has been successful over the last 30 years in lowering inflation and the real equilibrium rate for central rates has fallen considerably due to the high level of borrowing by consumers: this means that central banks do not need to raise rates as much now to have a major impact on consumer spending, inflation, etc. This has pulled down the overall level of interest rates and bond yields in financial markets over the last 30 years. Indeed, in recent years many bond yields up to 10 years in the Eurozone turned negative on expectations that the EU would struggle to get growth rates and inflation up from low levels. In addition, there has, at times, been an inversion of bond yields in the US whereby 10-year yields have fallen below shorter-term yields. In the past, this has been a precursor of a recession.

- 8.2.6. However, since early 2022, yields have risen dramatically in all the major developed economies, first as economies opened post-Covid; then because of the inflationary impact of the war in Ukraine in respect of the supply side of many goods. In particular, rising cost pressures emanating from shortages of energy and some food categories have been central to inflation rising rapidly. Furthermore, as at 31 March 2024 the FOMC, ECB and Bank of England were all being challenged by levels of persistent inflation that were exacerbated by very tight labour markets and high wage increases relative to what central banks believe to be sustainable.
- 8.2.7. Gilt yields have generally been on a continual rise since the start of 2021, peaking in the autumn of 2023. As at 31 March 2024 yields were broadly range bound between 3.5% and 4.25%. At the close of the day on 28 March 2024, all gilt yields from 1 to 50 years were between 3.81% and 4.56%, with the 1 year being the highest and 6-7 years being the lowest yield.
- 8.2.8. Regarding PWLB borrowing rates, the various margins attributed to their pricing are as follows: -
- **PWLB Standard Rate** is gilt plus 100 basis points (G+100bps)
 - **PWLB Certainty Rate** is gilt plus 80 basis points (G+80bps)
 - **Local Infrastructure Rate** is gilt plus 60bps (G+60bps)
- 8.2.9. There may be a fall in gilt yields and PWLB rates across the whole curve over the next one to two years as Bank Rate falls and inflation (on the Consumer Price Index measure) moves below the Bank of England's 2% target.
- 8.2.10. As a general rule, short-dated gilt yields will reflect expected movements in Bank Rate, whilst medium to long-dated yields are driven primarily by the inflation outlook.
- 8.2.11. The Bank of England is also embarking on a process of Quantitative Tightening. The Bank's original £895bn stock of gilt and corporate bonds will gradually be sold back into the market over several years. The impact this policy will have on the market pricing of gilts, while issuance is markedly increasing, and high in historic terms, is unknown as at 31 March 2024.

8.3. Change in strategy during the year

- 8.3.1. The strategy adopted in the original Treasury Management Strategy Report for 2023/24 (approved by the Council on 9 February 2023) was revised during 2023/24 in the mid-year treasury update report (approved by the Council on 7 December 2023).

9. Borrowing Outturn for 2023/24

- 9.1. **Borrowing** – Due to the elevated cost of borrowing long-term, no borrowing was undertaken during the year.
- 9.2. **Borrowing in advance of need** - The Council has not borrowed more than, or in advance of, its needs purely in order to profit from the investment of the extra sums borrowed.

9.3. **Rescheduling** – No rescheduling was done during the year as the approximate 1% differential between PWLB new borrowing rates and premature repayment rates made rescheduling unviable.

9.4. **Repayments** – The Council repaid £0.258m of maturing debt using investment balances, as below:

Lender	Principal £'000	Interest Rate	Repayment Date
PWLB	43	3.08%	25-04-23
PWLB	50	2.48%	27-05-23
PWLB	72	1.28%	20-06-23
PWLB	43	3.08%	24-10-23
PWLB	50	2.48%	28-11-23
Total	258		

9.5. **Summary of debt transactions** – The average interest rate on the debt portfolio increased from 4.04% to 4.07% during the year. This was due to the repayment of maturing debt as shown above.

10. Investment Outturn for 2023/24

10.1. **Investment Policy** – the Council's investment policy is governed by DLUHC investment guidance, which has been implemented in the annual investment strategy approved by the Council on 9 February 2023. This policy sets out the approach for choosing investment counterparties, and is based on credit ratings provided by the three main credit rating agencies, supplemented by additional market data (such as rating outlooks, credit default swaps, bank share prices etc.).

10.2. The investment activity during the year conformed to the approved strategy, and the Council had no liquidity difficulties.

10.3. **Resources** - the Council's cash balances comprise revenue and capital resources and cash flow monies. The Council's core cash resources comprised as follows:

Balance Sheet Resources	31 March 2023 Provisional £000	31 March 2024 Provisional £000
GF Balance	2,011	TBA*
Earmarked Reserves	16,437	TBA*
HRA Balance	4,739	TBA*
Capital Receipts Reserve	8,175	9,178

Major Repairs Reserve	16,182	TBA*
Capital Grants Unapplied	43	TBA*
Total Usable Reserves	47,587	TBA*

*2023/24 accounts in preparation and figures not yet available

10.4. **Investments held by the Council**

- The Council maintained an average balance of £59.495m of internally managed funds.
- The internally managed funds earned an average rate of return of 4.97%.
- The comparable performance indicator to the end of 2024 was the average 7 day SONIA compounded rate which was 5.01%.
- This compares with an original budget assumption of £35m investment balances earning an average rate of 4.40%.
- Total investment income was £2.959m compared to a budget of £1.540m.

10.5. **Investments held by fund managers** – the Council does not use external fund managers on a discretionary basis for any part of its investment portfolio.

11. **Investment risk benchmarking**

11.1. The following investment benchmarks were set in the Council's 2023/24 annual treasury strategy:

11.2. **Security** - The Council's maximum security risk benchmark for the current portfolio, when compared to historic default tables, is:

- 0.05% historic risk of default when compared to the whole portfolio (excluding unrated investments).

11.3. **Liquidity** – in respect of this area the Council seeks to maintain:

- Liquid short term deposits of at least £10m available with a week's notice.
- Weighted average life benchmark is expected to be in the range of 0 to 1 years, with a maximum of 5 years.

11.4. **Yield** - local measures of yield benchmarks are:

- Investments – internal returns above the 7 day SONIA compounded rate.

11.5. The Council kept to the above benchmarks during 2023/24 apart from Yield (average rate of return of 4.97% compared to the 7 day SONIA compounded rate of 5.01%). This was due to investment time lags in a rising interest rate environment.

12. **Fair Value of Investments (IFRS 9)**

12.1. Following the consultation undertaken by the Department of Levelling Up, Housing and Communities [DLUHC] on IFRS 9, the Government has extended the mandatory statutory override for local authorities to reverse all unrealised fair value movements resulting from pooled investment funds to 31st March 2025. Local authorities are required to disclose the net impact of the unrealised fair value movements in a separate unusable reserve throughout the duration of the override in order for the Government to keep the override under review and to maintain a form of transparency.

12.2. As at 31 March 2024, the Council had £1m in a pooled investment fund accounted for at fair value, with an unrealised fair value gain of £76k.

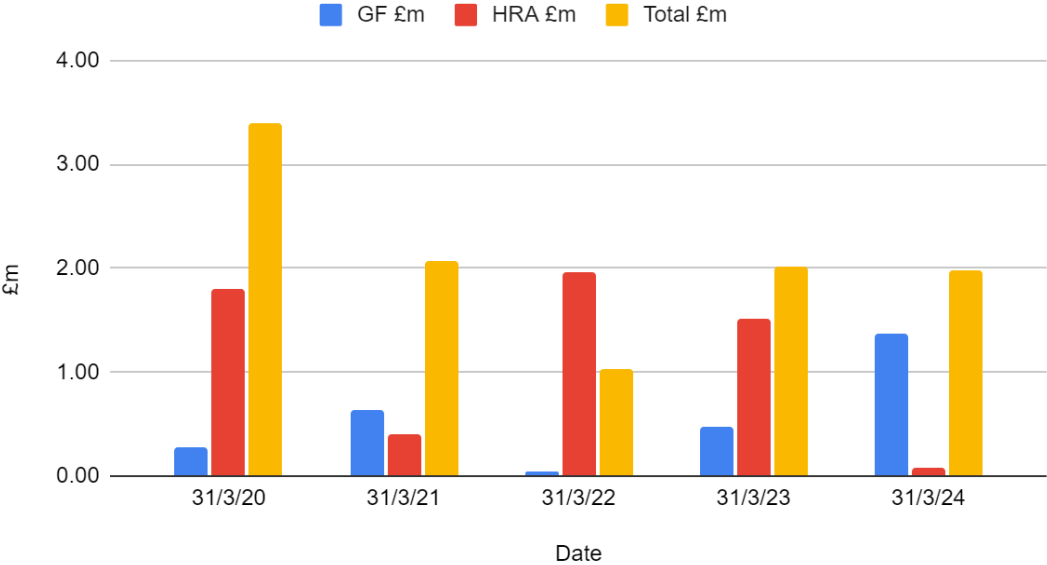
13. International Financial Reporting Standard 16 (IFRS 16)

13.1. The implementation of IFRS16 (bringing almost all lease liabilities onto the balance sheet together with the corresponding 'right of use' assets) has been delayed until 2024/25.

14. Capital Receipts

14.1. The chart below shows a 5 year summary of net capital receipts. It excludes the 2020/21 and 2021/22 capital receipts from the Dreamland disposal, as these have been used to reduce the Council's capital financing requirement (CFR) rather than finance the future capital programme.

Net Capital Receipts - GF/HRA (5 Year Summary)



14.2. As can be seen from this chart, there has been a marked reduction in 2023/24 HRA capital receipts due to less Right to Buy council house disposals.

15. Capital Financing

- 15.1. The 2023/24 accounts are in preparation and figures are not yet available to compare the Council's CFR (showing how much of the Council's capital / long-term assets had yet to be funded) against its Capital Adjustment Account (showing how much had effectively been paid off or funded) and its Revaluation Reserve (showing the aggregate increase in value of these assets since acquisition by the Council).

16. Alternative Options

- 16.1. The recommended option (to ensure regulatory compliance as set out in the Recommendation(s) section of this report) is that Council:
- Notes the actual 2023/24 prudential and treasury indicators in this report.
 - Approves this Annual Treasury Management Report for 2023/24.
- 16.2. Alternatively, Council may decide not to do this and provide reason(s) why.

17. Consultation

- 17.1. Not applicable

18. Corporate Implications

18.1. Finance and Resources

- 18.1.1. The financial implications are highlighted in this report.

18.2. Legal and Constitutional

- 18.2.1. Section 151 of the 1972 Local Government Act requires a suitably qualified named officer to keep control of the Council's finances. For this Council, this is the Director of Corporate Services and Section 151 Officer, and this report is helping to carry out that function.

18.3. Council Policies and Priorities

- 18.3.1. This report relates to the following corporate priorities: -
- To keep our district safe and clean
 - To deliver the housing we need
 - To protect our environment
 - To create a thriving place
 - To work efficiently for you

18.4. Risk

18.4.1. Risk management is as per the provisions of the annual Treasury Management Strategy Statement, Minimum Revenue Provision Policy Statement and Annual Investment Strategy

18.5. **Climate Change and Biodiversity**

18.5.1. No implications identified.

19. Equality, Equity and Diversity Implications

19.1. There are no equity and equalities implications arising directly from this report, but the Council needs to retain a strong focus and understanding on issues of diversity amongst the local community and ensure service delivery matches these.

19.2. It is important to be aware of the Council's responsibility under the Public Sector Equality Duty (PSED) and show evidence that due consideration had been given to the equalities impact that may be brought upon communities by the decisions made by Council.

20. Crime and Disorder Implications and Community Impact

20.1. None identified.

21. Subject History and Background Papers

21.1. Not applicable

22. Disclaimer

22.1. This report is a technical document focussing on public sector investments and borrowings and, as such, readers should not use the information contained within the report to inform personal investment or borrowing decisions. Neither Thanet District Council nor any of its officers or employees makes any representation or warranty, express or implied, as to the accuracy or completeness of the information contained herein (such information being subject to change without notice) and shall not be in any way responsible or liable for the contents hereof and no reliance should be placed on the accuracy, fairness or completeness of the information contained in this document. Any opinions, forecasts or estimates herein constitute a judgement and there can be no assurance that they will be consistent with future results or events. No person accepts any liability whatsoever for any loss howsoever arising from any use of this document or its contents or otherwise in connection therewith.

Report Author Contact: Chris Blundell, Director of Corporate Services & Section 151 Officer

Reporting to: Colin Carmichael, Interim Chief Executive

Annex List

Annex 1: Report Guidance

Annex 2: Abbreviations and Definitions

Annex 3: The Economy and Interest Rates

Corporate Consultation Undertaken

Finance: Chris Blundell (Director of Corporate Services - Section 151)

Legal: Ingrid Brown, Head of Legal and Democracy & Monitoring Officer